

Responsibility

By
Mary Vorgert and Sheryl Harlan
For
McKinney Area Christian Homeschoolers

Presentation Purposes

- ✓ To help identify what it means for a student to be responsible.
- ✓ To help families transfer school and homework responsibility to the student
- ✓ To help students learn to break down a big task or homework assignment into smaller tasks.
- ✓ To inform families of MArCH's homework policy.

What Does Responsibility Mean?

Dictionary definitions:

- Something for which one is accountable:

DUTY

- Being responsible
 - Capable of being trusted or depended on:

RELIABLE

- Ability to act free from guidance or higher authority

Where are you on the Responsibility Ladder?

When Mom and Dad asks me to do something:


Mom and Dad doesn't even ask. If it's my responsibility, I take care of it on time, do a good job. I let them know ahead of time if there is a problem or if I need help.

I say "Yes, Mom or Yes, Dad." I do it right then with a smile. Sometimes I negotiate "May I finish what I'm doing right now and start the task in 10 minutes?"

I do it, but I do it my way and not necessarily the way my parents want me to do it.

I complain that it's not my fault or not my job. But, I grudgingly do it.

I just ignore them until they ask a few times or start yelling at me. Then I do as little as I can get away with. --
Riding the Escalator!



I can usually say "It's already done." I have done the job completely and it's done as they specified.

I say OK and just do it to get it over with.

I usually finish what I want to do and forget about what they asked for. So, I say "Oh, I forgot about that." Sometimes, I get out of having to do it

I say "OK" but something always seems to come up that's more important. At least, I think it is more important. So, I never seem to get to it.

I tell them I'm not going to do it and I don't do it. They can't make me.

Which student is this?

On which rung(s) of the Responsibility Ladder would you find these students:

- Is sent to a juvenile home for troubled teens before the age of 18
- Must leave home at 18 and will not receive help, even if help is available
- Is more likely to be left alone to get work done
- Is more likely to be left alone for the weekend
- Is more likely to be entrusted with the family car
- Parents will sacrifice to help them after they are 18 to go to college, technical school, or start a business

Don't Ride the Escalator!



Parent is yelling and may take action

Parent starts to get upset and starts talking about consequences

Parent reminds

Parent asks nicely

You don't have to ride the escalator! You can avoid natural and nasty consequences!

Why Aren't Some Students Taking Responsibility?

Two common reasons:

- Rebellion



- The Big Project Problem



Are YOU rebelling?

Everyone is under an authority every day: parents, teachers, ministers, life guards, bosses, government officials, home owner associations...and the #1 authority = God

God loves us and wants us to love him.

We show our love for God by trusting that he wants what is best for us. We show our trust when we obey His rules in the Holy Scripture.

“Honor your mother and father so that it may go well with you” (from the 10 commandments)

Jesus, God and 30 yr. old human, obeyed his mother in the water-to-wine miracle ---his first miracle while living on earth

Do everything as if for God! Think about Joseph!

- Remember: there is a difference between fun and joy!

Do you have the *Big Project* problem?



Do you have problems breaking down big projects?

Is everything a big project to you?



Break down a project into do-able tasks



Make a list- pilots, nuclear workers all do!



Ask your parents and teachers to help!

Some Suggestion on How to Actively Remember a Task



Write it down -
Make a to-do list



Write in on a piece of paper and make a bracelet to wear



Put it on your calendar



Say whatever it is you need to do out loud seven times



Use sticky notes and put them in one place like a bulletin board



Ask your parents or a sibling to remind you



Send yourself an e-mail



Do repetitive tasks at the same time each day (e.g., wash the dishes)

What does it mean to *you*
to clean your room?




What does it mean to clean your room? One Mom's view

master to-do list

date:	to do:	category:	target date:
	Clean Your Bedroom (+ are daily tasks for 'straightening' your room)		
	1. Closet and drawers		
	a + Throw down DIRTY clothes		
	b. + Hang up clean clothes or put in right drawer		
	c + Put shoes away; clean shoes if needed		
	2. Bed		
	a Strip bedding and throw down; start laundry if machine's free		
	b. Put on fresh linen		
	c + Neatly make bed		
	3. Floors		
	a Vacuum floors		
	b. Vacuum baseboards, and if necessary, clean with damp cloth		
	c. Vacuum blinds, horizontal surfaces, cobwebs in corners, etc.		
	4. Trash: Take out trash and wash out if needed; put in newliner if used		
	5. Horizontal surfaces: clear off and clean (dust, windex). Put things in their proper places		
	6. Return video and books to their right places		
	7. Windex windows, mirrors, glass frames, door knobs, doors themselves if necessary		
	8. Dust shelves, tops of doors		
	9. Fix up bulletin boards, calendars		
	10. + Take care of special things (e.g., aquarium, plants)		
	11. Restock tissue paper, trash bag liners, etc.		
	12. Clean associated bathroom		
	a Toilet, tub, shower walls, trash can, floors, rugs, replace towels, throw down dirty towels		

- List To-Do items, and assign each to a Life Category. (work, home, volunteer, spouse, parent, spiritual)
- Each week, review the Master To-Do List and add a few To-Do items to each day's list. Use the Target Date and Category to help you choose.



Be sure to go over your schedule with your parents!

Typical Math Week

- Homework:
 - Two-Four video lessons:
 - Exercises
 - Quizzes
 - Occasionally Unit tests
 - 1-2 other things:
 - Calculator
 - LOGO, other software
 - Internet: careers, history

Suggestions:

Check your family's schedule: your parents may be taking you on a field trip.

You might want to do all the lessons on one day and then take all the quizzes on the next day.

Try not to take the quizzes on the same day as the lessons: that only tests short-term memory!

Weekly Planner

A Typical 3 Lesson Schedule (without a Unit Test)

Week beginning Monday, _____ and ending Sunday, _____

Monday **Date:** _____

Lesson 1
Other assignment #1

Tuesday **Date:** _____

Review
Quiz for Lesson 1 if available
Lesson 2
Other assignment #2

Wednesday **Date:** _____

Review
Quiz Lesson 2 if available
Lesson 3

Thursday **Date:** _____

Quiz Lesson 3

Friday **Date:** _____

Class


Saturday **Date:** _____ **Sunday** **Date:** _____

use in case
next week is **off**
hectic

High School Core Classes: Things That May Be Different

- Longer calendar semester (16-18 weeks)
- Longer periods (2-4 hours)
- More homework (7-8 hours of class/homework per course)
- Different homework – more than ‘just the workbook’
 - Internet
 - Secondary books or activities
 - Software
 - Projects
- Written work and tests vs. oral answers and quizzes
- Deadlines – real deadlines
- Responsibility: Transfer from parent to student
 - Keeping track of homework, binder, supplies
- Classes instead of one-on-one tutoring with Mom or Dad
- Different personalities of teachers
- Class one day a week, or two, instead of every day


Transition of School Responsibilities



- **Who:** Moving from the parent being responsible to the student being responsible
- **When:** Start in 7th and 8th
- **Why:** A better high school experience and preparation for college and life

MARCH Responsibilities

Time to transition school responsibilities
from parent to student:



During the summer



- Read the course description; tell parents which texts and supplies are required
- Check your family calendar and identify which dates you may miss (e.g., vacation, mission trip)
- Plan your weekly schedule to ensure enough time for each course (approx. 8 hrs) *and for sleeping!*



How to Do Well in MArCH High School Classes

– Your health

- Get a good night's rest
- Eat well - protein-good fat-complex carbohydrates
- Drink water!
- Exercise



– Your backpack

- Pack your bag(s) the night before
- Place them in a spot you will remember in the morning



– Your binder

- Keep your semester calendar up to date
- No loose papers - keep track of them
- Track/log your work





– **Your homework**

- **Know the overall semester calendar for the class, e.g., how many chapters will you cover?**
- **Know what homework you need to do each week. Write it down!**
- **Do your homework throughout the week. Plan your week! Don't wait until the last night!**
- **Communicate problems, questions, absences, tardies with your teachers by e-mail or phone**

– **Your MArCH schedule**

- **Get to class on time - help; set up if possible**
- **Go to the bathroom before class time**
- **Clean-up at the end of class - help break-down if possible**



How do I “earn” demerit points?

- *Receive 3 homework notices in one semester*
- *Give a teacher continued trouble in a class after being warned/time outs*
- *Be late without an excuse to a class you are a student in*
- *Roam the halls during lunch (except restroom visit)*
- *Be disrespectful or harming another student or adult*
- *Cause damage or destruction to the Facility or its property*

Homework Notices

Homework notices will be sent home for the following situations:

- **Late work *without prior parent/teacher agreement***

Example: "I forgot it. I'll bring it next week."

- **Incomplete work *without prior parent/teacher agreement***

Example: "I didn't get most of them. No, I didn't try to call you."

- **Incorrect or Sloppy work**

Example: "What do you mean you can't read my handwriting?"

- **Substituted or Wrong work *without prior parent/teacher agreement***

Example: "I wrote down the wrong homework."

- **Modified work *without prior parent/teacher agreement***

Example: "My mom said I don't have to do the labs."

- **No work *without prior parent/teacher agreement***

Example: "I just decided not to do it ever and take a failing grade."

Class work and homework can be modified for individual's learning disabilities!

Top Thirteen Excuses for Failure to Turn in Homework

1. "You didn't send me an e-mail."
2. "I tried to call you. No, I didn't leave a message."
3. "I forgot."
4. "I was too busy."
5. "My mom made me do.... And I couldn't get to my homework."
6. "I don't have to do the homework unless I want to. My mom said so."
7. "I tried to do it but didn't understand what I was suppose to do."
8. "It looked too hard."
9. "We went on vacation so I couldn't do it."
10. "I got sick on Thursday and couldn't do it."
11. "This great opportunity popped up for me on Thursday, so ..."
12. "I did it but I can't seem to find it."
13. "I gave it to my mom. She's lost it." or "She forgot to bring it."

Why the excuses don't work:

Responsibilities when a MArCH family commits to a class with homework

- The family is responsible for providing the time, environment, and supplies required for the student to complete the class and homework.
- Core high school classes, such as Math and Science, can be expected to take *8 or more hours per week* for class, lab, and homework. If this doesn't fit the family's schedule, the family should enroll in classes with less homework requirements.
- Families are responsible for notifying the teacher, at the beginning of the semester, of any planned absences such as vacation, mission trips, out of town sports games, medical appointments, etc. The student may be asked to complete some assignments before, during, or after the absence in order to keep them up with the class.
- Students should not wait until the night before to do all their homework. That way, if a family emergency occurs or a great opportunity arises, most of their work is already done.
- E-mails from the teacher are a courtesy. Teachers announce the homework and place it on the whiteboard or on a poster sheet. Students are required to write it down in their notebook.
- If there is a problem understanding what the homework is or how to do the homework, the students are to contact the teacher. Or, they may contact another student -- understanding that their friend may not always have the right information.
- Students should place their homework in their binder. There should be no loose papers in the binder.